

# TRAILER MODEL GUIDE



## IMPERIAL

Trailer Manufacturing, Inc.

3519 N. UNION DRIVE, SUITE A

OLNEY, IL 62450

(618)395-2414

WWW.IMPERIALTRAILER.COM



LOWBOY/WIDEBOY  
PAGE 1-2



SPLITFLOOR  
PAGE 3-4



CAR HAULER  
PAGE 5-6



DECKOVER  
PAGE 7



WOOD FLOOR  
PAGE 8

- 9 ..... IT COMES STANDARD
- 10 ..... JUST A FEW OPTIONS
- 11 ..... STANDARD PERIMETER LIP VS. FLOOR FLAT ON TOP
- 12 ..... HANDCRAFTED DOVETAILS
- 13 ..... OUTRIGGERS & DRIVE-OVER FENDERS
- 14 ..... NO TILT
- 15 ..... CUSTOM



A Sign of  
Superior  
Excellence

# SINGLE AXLE LOWBOY



## STANDARD FEATURES

- 17" Deck Height
- 78-1/2" Between Fenders
- 18" Top of Deck to Top of Fender
- Full Treadplate Floor, Entire Floor Tilts
- 3/16" Plate Fenders
- 14" x 30" Dovetail
- Angle Frame, Pan Style
- 3" Crossmembers with 12" Openings
- Stake Pocket & Tie Rail
- Dexter EZ Lube Axle with Brakes
- Emergency Break-Away Kit
- 3/8" Safety Chains with Latch Hooks
- 8,000# Drop Leg Jack

## OPTIONS

- Surge Brakes
- Spare Tire & Wheel & Mount
- Tool Box
- Hand Winch
- Force Tilt
- Cushion Cylinder & More!

Lengths	Lowboy	Wideboy	GVWR	Trailer Weight	Axles/ Suspension	Wheel	Tire Ply	Treadplate Floor
10', 12', 14'	78-1/2"	81-1/4"	6,000#	2,100-2,200#	(1) 6,000# Sprung	ST235-80R16 (6 on 5-1/2)	10	1/8"
10', 12', 14'	78-1/2"	81-1/4"	7,000#	2,100 - 2,200#	(1) 7,000# Sprung	ST235-80R16 (8 on 6-1/2)	10	1/8"
10', 12', 14'	79"	81-1/2"	8,000#	2,300 - 2,500#	(1) 8,000# Sprung	215/75R17.5 (8 on 6-1/2)	16	3/16"

# LOWBOY/WIDEBOY



LOWBOY/WIDEBOY  
(FULL TILT TRAILER)

## LOWBOY DIFFERENCES

- 17" Deck Height
- 78-1/2" Between Fenders
- 18" Top of Deck to Top of Fender
- 6" x 4" x 3/8" Angle Frame, Pan Style
- Dexter EZ Lube Drop Axles

## WIDEBOY DIFFERENCES

- 21" Deck Height
- 81-1/4" Between Fenders
- 14" Top of Deck to Top of Fender
- 6" x 6" x 3/8" Angle Frame, Pan Style
- Dexter EZ Lube Straight Axles

## SIMILARITIES

- Full Treadplate Floor
- 3/16" Plate Fenders, 14" Dovetail
- Entire Trailer Floor Tilts
- 3" Crossmembers with 12" Openings
- Stake Pocket & Tie Rail
- 2-5/16" Coupler or Pintle Eye
- 12,000# Drop Leg Jack, Top Wind

Lengths	Lowboy	Wideboy	GVWR	Trailer Weight	Axles/ Suspension	Wheel	Tire Ply	Treadplate Floor
14', 16', 18', 20'	81-1/4"	83" 20' Only	7,000#	2,100 - 2,500#	(2) 3,500# Sprung	ST205-75R15 (5 on 4-1/2)	8	14 ga.
16', 18', 20'	78-1/2"	81-1/4" 20' Only	10,000 to 12,000#	2,650 - 3,300#	(2) 6,000# Sprung	ST235-80R16 (6 on 5-1/2)	10	1/8"
16', 18', 20'	78-1/2"	81-1/4" 20' Only	14,000#	2,850 - 3,300#	(2) 7,000# Sprung	ST235-80R16 (8 on 6-1/2)	10	1/8"
16', 18', 20'	79"	80-1/2" 20' Only	16,000#	3,700 - 3,900#	(2) 8,000# Sprung	215/75R17.5 (8 on 6-1/2)	16	3/16"

# SPLITFLOOR



SPLITFLOOR

## DIFFERENCES

- 10,000# - 16,000# GVWRs
- 4' Stationary + 16' Tilt + 18" Dovetail
- 17" Deck Height, 78-1/2" Between Fenders
- 1/8" Full Treadplate Floor
- 6" x 4" x 3/8" Angle Frame, Pan Style
- Dexter EZLube Drop Axles, Spring Susp.



SPLITFLOOR WIDEBOY

## DIFFERENCES

- 10,000# - 16,000# GVWRs
- 4' Stationary + 16' Tilt + 18" Dovetail
- 21" Deck Height, 82" Between Fenders
- 1/8" Full Treadplate Floor & 3/16" (16K)
- 6" x 6" x 3/8" Angle Frame, Pan Style
- Dexter EZLube Straight Axles, Spring Susp.



HD SPLITFLOOR WIDEBOY

## DIFFERENCES

- 18,000# GVWR
- 5' Stationary + 17' Tilt + 20" Dovetail
- 21" Deck Height, 82" Between Fenders
- 3/16" Full Treadplate Floor
- 6" x 6" x 3/8" Angle Frame, Pan Style
- Dexter EZLube Straight Axles, Spring Susp.



XHD SPLITFLOOR WIDEBOY

## DIFFERENCES

- 20,000# - 24,000# GVWRs
- 6' Stationary + 16' Tilt + 20" Dovetail
- 28" Deck Height, 82" Between Fenders
- 3/16" Treadplate Floor
- 8" x 18# Wide Flange Beam Frame
- Dexter Torsion Axles



### SIMILARITIES

- Full Treadplate Floor
- Cushion Cylinder
- 3/16" Plate Fenders
- Tilt release on driver's side for dual 1" cam underbody latching system
- 3" Crossmembers with 12" Openings
- Stake Pocket & Tie Rail
- 2-5/16" Coupler or Pintle Eye
- 12,000# Drop Leg Jack, Top Wind
- G-70 Safety Chains w/ Latch Hooks
- All LED Lighting in conduit

Lengths	Lowboy	Wideboy	GVWR	Trailer Weight	Axles/ Suspension	Wheel	Tire Ply	Treadplate Floor
4' Stationary + 16' Tilt	78-1/2"	81-1/4"	10,000# to 12,000#	3,300#	(2) 6,000# Sprung	ST235-80R16 (6 on 5-1/2)	10	1/8"
4' Stationary + 16' Tilt	78-1/2"	81-1/4"	14,000#	3,300#	(2) 7,000# Sprung	ST235-80R16 (8 on 6-1/2)	10	1/8"
4' Stationary + 16' Tilt	79"	80-1/2"	16,000#	3,300#	(2) 8,000# Sprung	215/75R17.5 (8 on 6-1/2)	16	1/8"
5' Stationary + 17' Tilt	N/A	82"	18,000#	4,700#	(2) 8,000# Sprung	215/75R17.5 (8 on 6-1/2)	16	3/16"
6' Stationary + 16' Tilt	N/A	82"	22,000#	6,000#	(2) 10,000# Torsion	215/75R17.5 (8 on 6-1/2)	18	3/16"
6' Stationary + 16' Tilt	N/A	82"	24,000#	6,000#	(2) 12,000# Torsion	215/75R17.5 (8 on 6-1/2)	18	3/16"

# CAR HAULER



**19' CAR HAULER**  
ADDED OPTIONS: TOOL BOX,  
WINCH MOUNT, SPARE & MOUNT



**35' CAR HAULER**  
ADDED OPTIONS: SPARE & MOUNT



**23' CAR HAULER**  
ADDED OPTIONS: DRIVE OVER FENDERS,  
OUTRIGGERS, SPARE & MOUNT, STAKE  
POCKETS & TIE RAIL, & TOOL BOX



**35' CAR HAULER WITHOUT FENDERS**  
ADDED OPTIONS: WINCH MOUNT, RAISED FRAME,  
LONGER DOVETAIL & LONGER RAMPS  
(SAME LOADING INCLINE AS STANDARD MODELS)



**IMPERIAL STANDARD  
CAR HAULER DOVETAIL**



**45' CAR HAULER**  
ADDED OPTIONS: TOOL BOX, STAKE POCKET & TIE  
RAIL, EXTRA D-RINGS, EXTRA MARKER LIGHTS,  
WINCH MOUNT, & SPARE & MOUNT



## SIMILARITIES

- Unique Truss System Construction
- Full Treadplate Floor, 12 ga.
- 20" x 6' Rear Pull Out Ramps Slide Out
- 5' Dovetail, for a total of 11' of incline
- Electric Brakes on All Axles
- 82" +/- Between Fenders
- 3" Crossmembers with 12" Openings
- 2-5/16" Coupler
- 7,000# Swing Up Jack
- Aluminum Wheels, Options Available
- Aluminum Rock Guard details

Lengths	GVWR	Trailer Weight	Axles/ Suspension	Tire/Wheel	Tire Ply	# D-Rings Included	Fender Type
19'	7,000#	1,900#	(2) 3,500# Torsion	ST205-75R15 (5 on 4-1/2)	8	4	Tandem Tear Drop
19'	12,000#	2,100#	(2) 6,000# Torsion	ST235-80R16 (8 on 6-1/2)	10	4	Tandem Tear Drop
23'	7,000#	2,200#	(2) 3,500# Torsion	ST205-75R15 (5 on 4-1/2)	8	6	Tandem Tear Drop
23'	12,000#	2,350#	(2) 6,000# Torsion	ST235-80R16 (8 on 6-1/2)	10	6	Tandem Tear Drop
35'	14,500# to 18,000#	4,400#	(3) 6,000# Torsion	ST235-80R16 (8 on 6-1/2)	10	12	Triple Tear Drop
45'	21,000#	6,000#	(3) 7,000# Torsion	ST235-80R16 (8 on 6-1/2)	10	20	Imperial 3/16" Plate Triple Fender

# DECKOVER



## OPTIONS

- 12,000# to 30,000#+ GVWRs
- 14' to 53' Lengths
- Dovetail & Ramps, Spring Assisted
- Splitgate Ramps, Spring Assisted
- Gooseneck
- Treadplate Floor
- Tool Boxes
- Straight Air with ABS
- Winch Packages
- Overhead Decks
- Custom Colors & More!

## STANDARD FEATURES

- 100" Floor Width
- Emergency Break-Away Kit
- Safety Chains w/ Latch Hooks
- All LED Lighting, In Conduit
- Electric Brakes
- Stake Pocket & Tie Rail
- 2" Treated Pine or Oak, Bolted Down
- Drop Leg Jack (10K or 2-Speed 25K)
- Mud Flaps
- 3" Crossmembers, with 12" Openings
- 2-5/16" Coupler or Pintel Eye
- (2) Coats Primer & (2) Coats Paint

# WOOD FLOOR

ANY IMPERIAL CAN BE A WOOD FLOOR



GOOSENECK CAR HAULER



XHD NO TILT WIDEBOY WITH RAMPS  
22,000# GVWR



FULL TILT LOWBOY WTH FULL  
DOVETAIL



XHD NO TILT WIDEBOY WITH RAMPS  
22,000# GVWR



NO TILT NARROW LOWBOY  
WITH RAMPS & SPECIAL TONGUE



NO TILT LOWBOY WITH  
CUSTOM RAMPS



NO TILT WOODFLOOR LOWBOY LOADED WITH OPTIONS

# IT COMES STANDARD

IMPERIAL TRAILER'S ATTENTION TO DETAIL IS UNMATCHED IN THE INDUSTRY. WITH 35 YEARS OF TRAILER FABRICATION EXPERIENCE, WE HAVE DEVELOPED A REPUTATION OF PRODUCING THE TOUGHEST TRAILERS OUT THERE. THIS IS THE IMPERIAL STANDARD.



HANDBUILT  
TAIL LIGHT HOUSINGS



3/16" PLATE FENDERS  
HANDBUILT &  
TOUGH AS NAILS



CUSHION CYLINDERS  
(ALL SPLITFLOORS)



ALUMINUM ROCK  
GUARDS ON FENDER,  
TAIL LIGHT & FRONT



FRONT & REAR  
FENDER STEPS



STAKEPOCKET & TIE  
RAIL PERIMETER  
(W/ D-RING OPTION)



UNDERBODY  
LATCHING SYSTEM  
(ALL SPLITFLOORS)




ALUMINUM WHEELS  
(ALL CAR HAULERS)



SAFETY CHAINS W/  
LATCHING HOOKS

# JUST A FEW OPTIONS

IMPERIAL TRAILER WANTS TO BUILD YOUR PERFECT TRAILER AND WE ARE READY TO HAVE A CONVERSATION TO UNDERSTAND YOUR NEEDS. SMALL CHANGES CUSTOMIZED FOR YOU ELEVATE YOUR TRAILER EXPERIENCE AND PROVIDE THE RESULT YOU DEMAND. THAT'S THE IMPERIAL DIFFERENCE. LET'S TALK.



RECESSED REAR  
DROP FLOOR  
(CAR HAULERS ONLY)



HANDBUILT  
SPARE MOUNTS  
(PLACEMENT CHOICE)



LOADING  
GATES/RAMPS  
(MANY OPTIONS)




BULKHEAD



GOOSENECKS WITH  
TOOLBOXES



EXTRA D-RINGS &  
CUSTOM PLACEMENT



HANDBUILT TOOLBOX  
SITS DOWN INSIDE  
TONGUE



ROCK GUARDS



WIDER STATIONARY  
PORTION

# STANDARD PERIMETER LIP



VS.

## PRODUCT FEATURES

- 6" x 6" Angle makes a strong pan-style perimeter
- Angle thickness determined by trailer model
- Keeps your load securely inside the fenders
- Beefy 2" or 3" stake pocket & tie rail across front & both sides

## PRODUCT FEATURES

- 6" x 6" Angle makes a strong perimeter, and floor is raised up flush to top of angle
- Angle thickness determined by trailer model
- Perfect for forking loads on and off, or for attachments wider than 81-1/2"
- Beefy 2" or 3" stake pocket & tie rail across front & both sides

# FLOOR FLAT ON TOP



# HAND CRAFTED DOVETAILS



## SPECIFICATIONS

- Lowboy/Wideboy - 14" x 30"
- Splitfloors - 18" x 30"
- HD/XHD Splitfloors - 20" x 30"
- Design integrated into trailer, not just added onto end
- Dovetail not included in trailer length

## PRODUCT FEATURES

- Internal Gussets
- Sized by trailer model
- Customizable to your specific use
- Full dovetails for tri-wheel equipment like tractors & narrow equipment like scissors lifts



FULL DOVETAIL WITH KNIFE-EDGE



FULL DOVETAIL ON SINGLE AXLE



FULL DOVETAIL W/ KEYSTOCK FOR GRIP

# OUTRIGGERS & DRIVE-OVER FENDERS



## FEATURES

- Widens trailer floor to legal max of 102"
- Low slope, 3/16" plate, hand built fender are strong and won't crush
- For wide equipment and max hauling space



ALL STEEL,  
INTEGRATED DESIGN



TRANSPORT SOLUTIONS



SHOWN ON  
SPLITFLOOR



SHOWN ON FULL TILT  
WIDEBOY



SHOWN ON  
CAR HAULER

# NO TILT

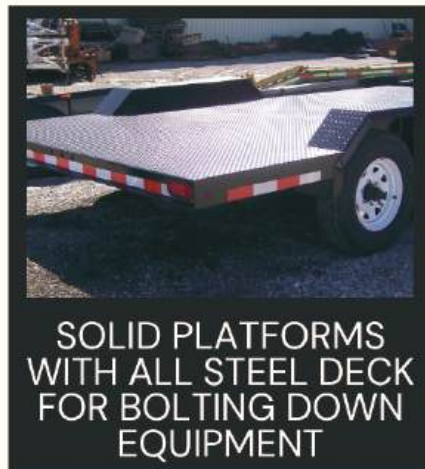


## OPTION FEATURES

- Customize any tilt trailer into a No Tilt
- Perfect for loads made by forklift or crane
- All steel construction and low profile excellent base for mounted machinery and equipment.
- Stabilizer jacks available for each corner to level and stabilize any mounted equipment set ups
- Custom reinforcement and mounting brackets



NO TILT LOWBOY WITH SPOOL RACKS



SOLID PLATFORMS WITH ALL STEEL DECK FOR BOLTING DOWN EQUIPMENT



NO TILT LOWBOY WITH RAMP GATE & SOLID SIDES

# CUSTOM



WE DO ALL SORTS OF CUSTOM WORK TO OUR TRAILERS. WHY? BECAUSE YOU ABOVE ANYONE, KNOWS WHAT YOU NEED. STOP SETTLING FOR A TRAILER THAT WILL GET YOU BY, AND START DEMANDING A TRAILER THAT WORKS FOR YOU.



SPECIAL LOADING SETUPS




EQUIPMENT SPECIFIC DESIGNS



SPECIAL HAULING SOLUTIONS



RACKS



SPECIAL REQUESTS



LOADING GATES/RAMPS